

Santa Maria

At-A-Glance

Demographics

Total Population

108,500 residents of Santa Maria in 2017

30%

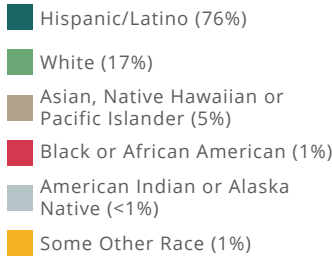

population growth projected between 2017 and 2045

35% of people living in Santa Maria were born outside the U.S.

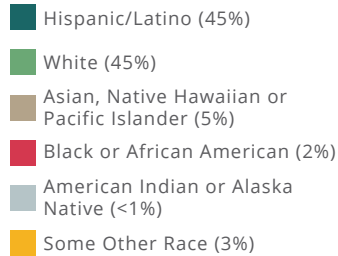
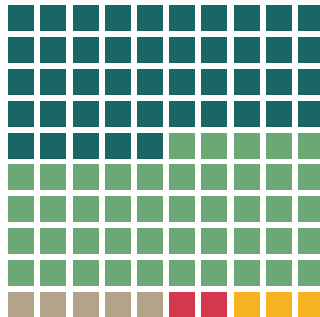
89% of Santa Barbara County's Mixtec population lives in Santa Maria

Race/Ethnicity

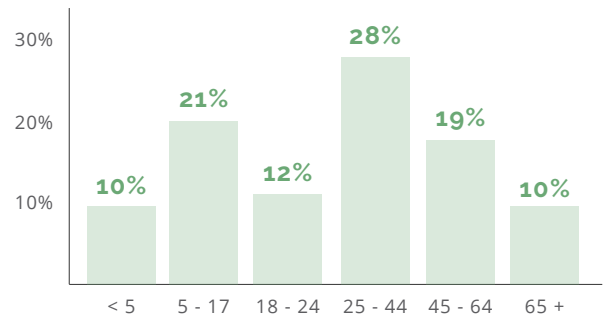
Santa Maria



Santa Barbara County



Age of Population



Language

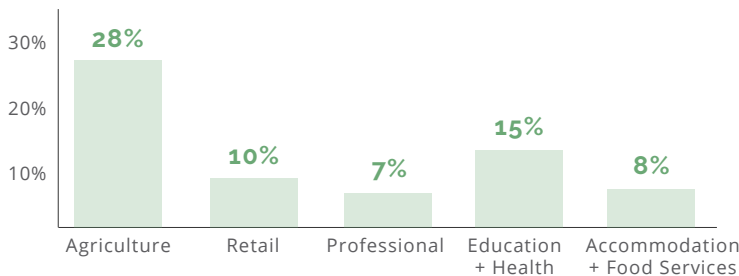
64%
Speak a language other than English at home in Santa Maria



60%
speak Spanish

Economics

Economic Base



College Degree

Santa Maria

13%

Santa Barbara County

34%

Median Household Income

Santa Maria

\$59,336

Santa Barbara County

\$71,657

Employment



34,458
Jobs



17%
Employment growth since 2010

Households in Poverty

Santa Maria

17.1%

Santa Barbara County

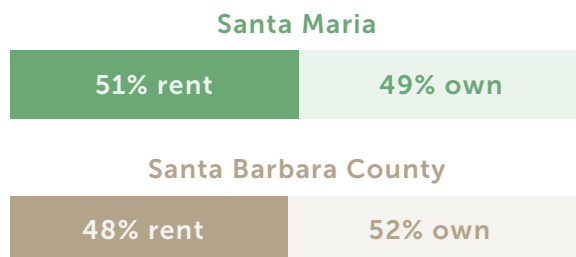
14.8%

Santa Maria

At-A-Glance

Housing

Renter-Occupied Housing



Median Rent

Santa Maria Santa Barbara County

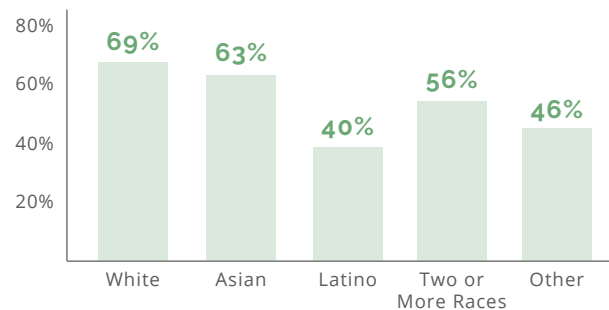
\$1,362 **\$1,576**

Median Home Value (Owner-Occupied)

Santa Maria Santa Barbara County

\$325,400 **\$549,900**

Homeownership by Race



Housing Burden

56% of renter-occupied households pay more than 30 percent of their income on rent

10% of all households are severely overcrowded

Housing Stock



Transportation

Inflow/Outflow



Commute



Health

Food Insecurity Among Low-Income Households



Physical Activity

